

# CV PAC "ALL ACCESS"

ALL ACCESS ABOVE GROUND  
CONTROL/VALVE STATION



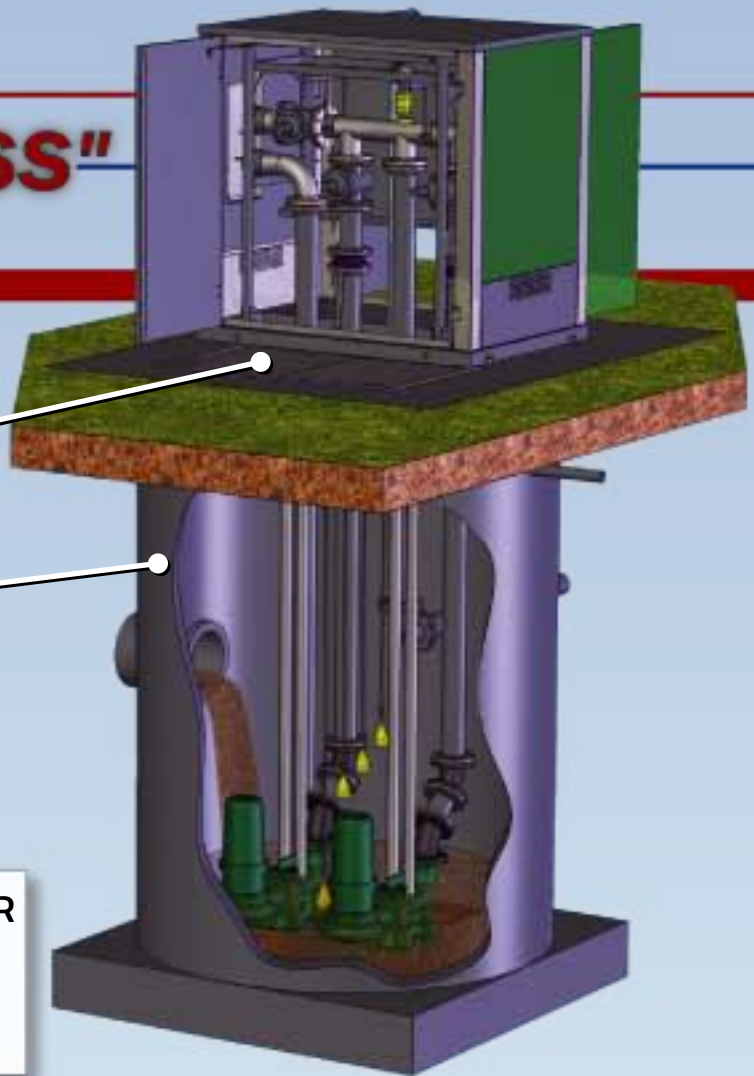
- EASY ACCESS TO ALL WORKING PARTS
- PRE-PIPED & WIRED
- SHIPPED FULLY ASSEMBLED, READY TO INSTALL

# CV PAC "ALL ACCESS"

EASY ACCESS WET WELL HATCH (OPTIONAL)

MOUNTS RIGHT ON WET WELL - PIPE IN, PIPE OUT, AND RUN POWER... IT'S THAT EASY!  
(CONCRETE WET WELL AND STATION PAD BY OTHERS)

VALVES ARE LOCATED ABOVE GROUND FOR EASY ACCESS AND PROTECTION FROM POTENTIALLY HAZARDOUS & CORROSIVE WET WELL MATERIAL



FULLY ADJUSTABLE PIPING TO AID IN INSTALLATION

DISCHARGE BY-PASS (OPTIONAL)

SUCTION BY-PASS (OPTIONAL)

PLUG VALVES FOR PUMP ISOLATION AND MAINTENANCE

TYPE 304 STAINLESS STEEL PIPING

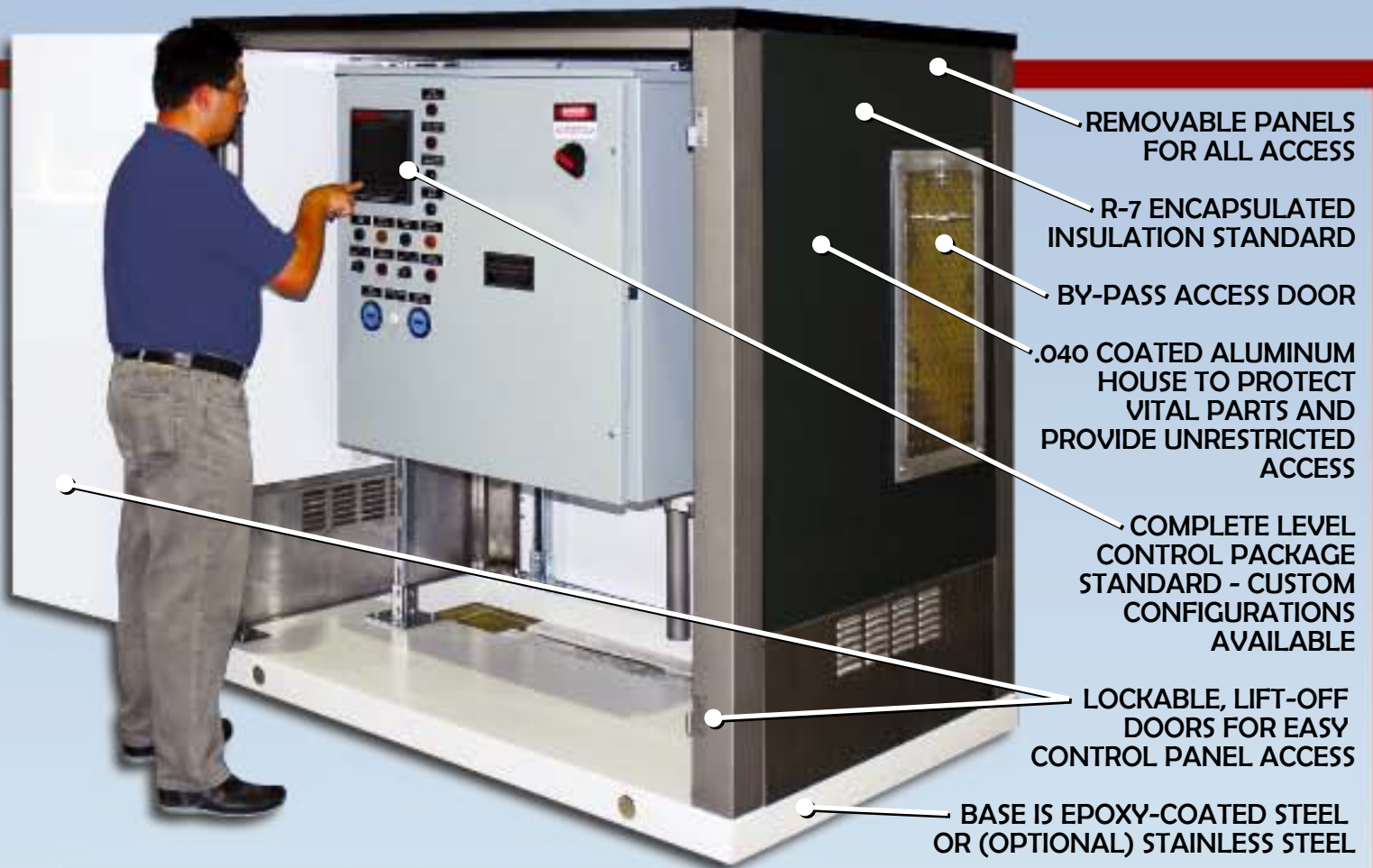
ADAPTER FLANGE FOR EASY FIELD CONNECTION

SWING CHECK VALVES WITH OUTSIDE LEVER

THERMOSTATICALLY CONTROLLED HEATER



# "ALL ACCESS" ABOVE GROUND CONTROL/VALVE STATION



REMOVABLE PANELS FOR ALL ACCESS

R-7 ENCAPSULATED INSULATION STANDARD

BY-PASS ACCESS DOOR

.040 COATED ALUMINUM HOUSE TO PROTECT VITAL PARTS AND PROVIDE UNRESTRICTED ACCESS

COMPLETE LEVEL CONTROL PACKAGE STANDARD - CUSTOM CONFIGURATIONS AVAILABLE


LOCKABLE, LIFT-OFF DOORS FOR EASY CONTROL PANEL ACCESS

BASE IS EPOXY-COATED STEEL OR (OPTIONAL) STAINLESS STEEL

## OTHER OPTIONS AVAILABLE

- HATCH FOR EASY WET WELL ACCESS
- SUMPRO® BACK-UP POWER SUPPLY FOR HEATER
- STAINLESS STEEL BASE

LOCKABLE, LIFT-OFF DOORS OPEN FOR EASY CONTROL PANEL & VALVE ACCESS



# OTHER METROPOLITAN PRODUCTS

## METRO-RAIL

### BELOW GROUND PREFABRICATED LIFT STATION

- FACTORY BUILT PACKAGED SYSTEM WITH OUTSIDE VALVE BOX PERMITS SERVICING OF COMPONENTS WITHOUT ENTERING SUMP
- AVAILABLE IN STAINLESS STEEL, EPOXY COATED STEEL, AND FIBERGLASS



## METRO-TECH

### MUNICIPAL CONTROL PACKAGES

- VARIABLE OR CONSTANT SPEED
- AUTOMATIC OR MANUAL TRANSFER TO EMERGENCY POWER SOURCES
- SCADA INTEGRATION USING HIGHLY SOPHISTICATED PLCS
- TOUCH SCREEN CONTROL AND MORE



## METRO-FAB

### CUSTOM DESIGNED, PREFABRICATED, HOUSED PUMPING SYSTEMS

- PRE-PIPED AND WIRED
- SHIPPED FULLY ASSEMBLED
- SEVERAL CONSTRUCTION OPTIONS
- SINGLE SOURCE RESPONSIBILITY



Distributed by:

37 Forestwood Drive, Romeoville, IL 60446-1343  
Telephone: (815) 886-9200  
Outside IL: (800) 323-1665 • Fax: (815) 886-4573  
[www.metropolitanind.com](http://www.metropolitanind.com)